

Signify Classified - Internal
Cooper Lighting Solutions Photometric Lab
1121 Highway 74 South
Peachtree City, GA 30269



Scaled data based on original data using
LM-79-08 Approved Method: Electrical and Photometric Measurements of Solid-
State Lighting Products

Test Report Prepared for
Cooper Lighting Solutions
(formerly Eaton)

Brand: INVUE

Report Number: P868370

Luminaire Tested: **EMM2-HTN-SA2A-750-U-T1**

Issue Date: 08/22/2024



Test Information

Test Method: LM-79-08
Report Number: P868370
Test Lab: INNOVATION CENTER(G3)
Issue Date: 08/22/2024
Manufacturer: COOPER LIGHTING SOLUTIONS (FORMERLY EATON)
Product Line: INVUE
Catalog Number: EMM2-HTN-SA2A-750-U-T1
Description: EPIC MODERN TALL HOUSING DISCRETE LED ARRAYS 70W 70CRI 5000K
FIXTURE w/ TYPE 1 DISTRIBUTION OPTIC
Light Source: (20) 5000K CCT, 70 CRI LEDS
Ballast/Driver: ELECTRONIC DRIVER

Summary

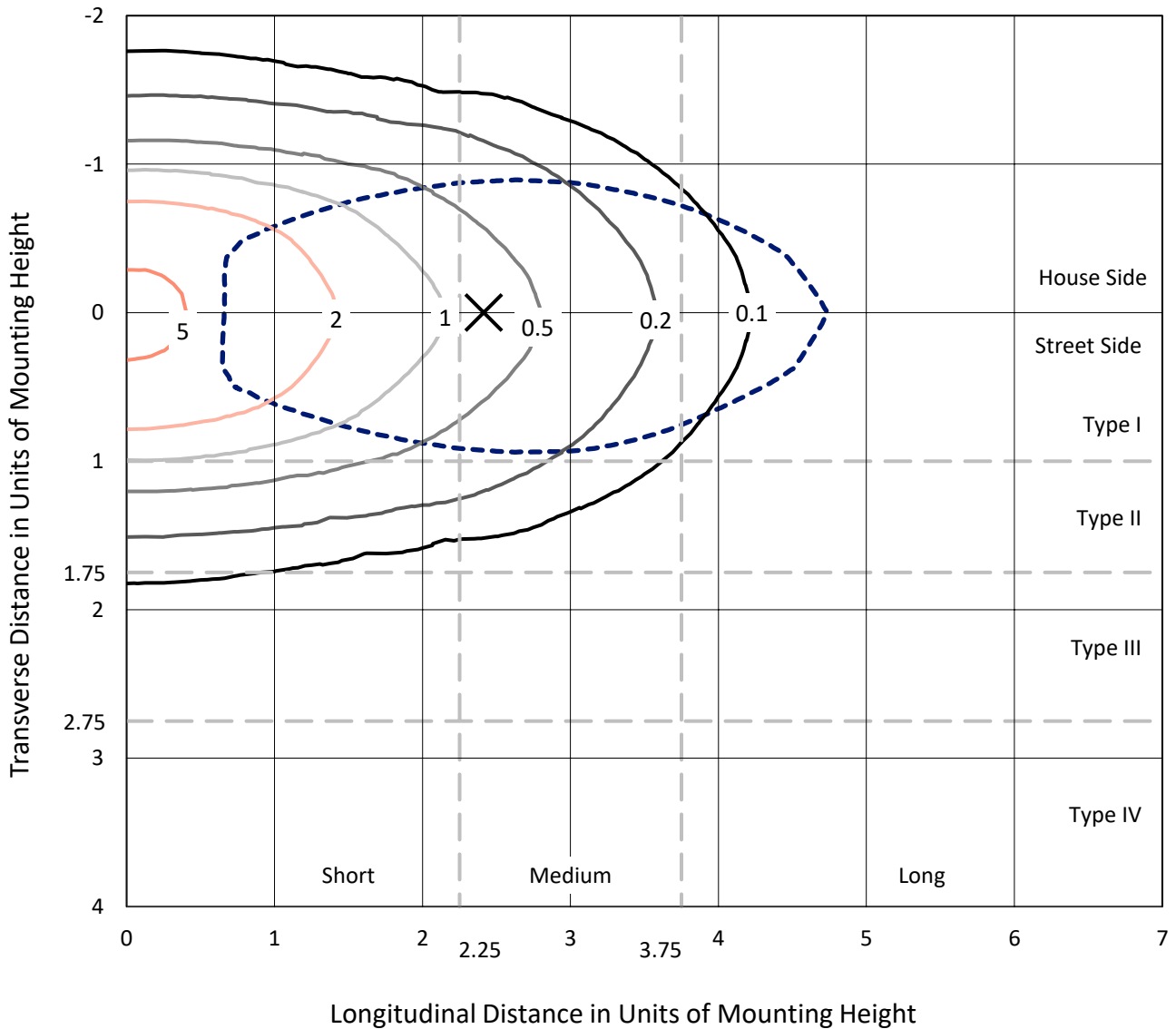
Lumens per Lamp: N/A
Luminaire Lumens: 9572.7 lumens
Efficiency: N/A
Efficacy: 156.9 lumens/watt
Luminous Opening: Rectangular (W 0.67' x L: 0.33' x H: 0')
IES Classification: Type I - Short
BUG Rating: B3 - U0 - G3

Input Watts (W): 61
Input Voltage (V): 120
Input Current (A_{in}): NR
Voltage Rise (V): NR
Power Factor: 0.99
Total Harmonic Distortion (THDi): 9.89%
Frequency (hertz): 60
Stabilization Time: NR
Operation Time: NR
Ambient Temperature (°C): NR
Test Distance: 24 FT

REPORT NUMBER: P868370
 CATALOG NUMBER: EMM2-HTN-SA2A-750-U-T1

Iso-Footcandle Lines of Horizontal Illumination

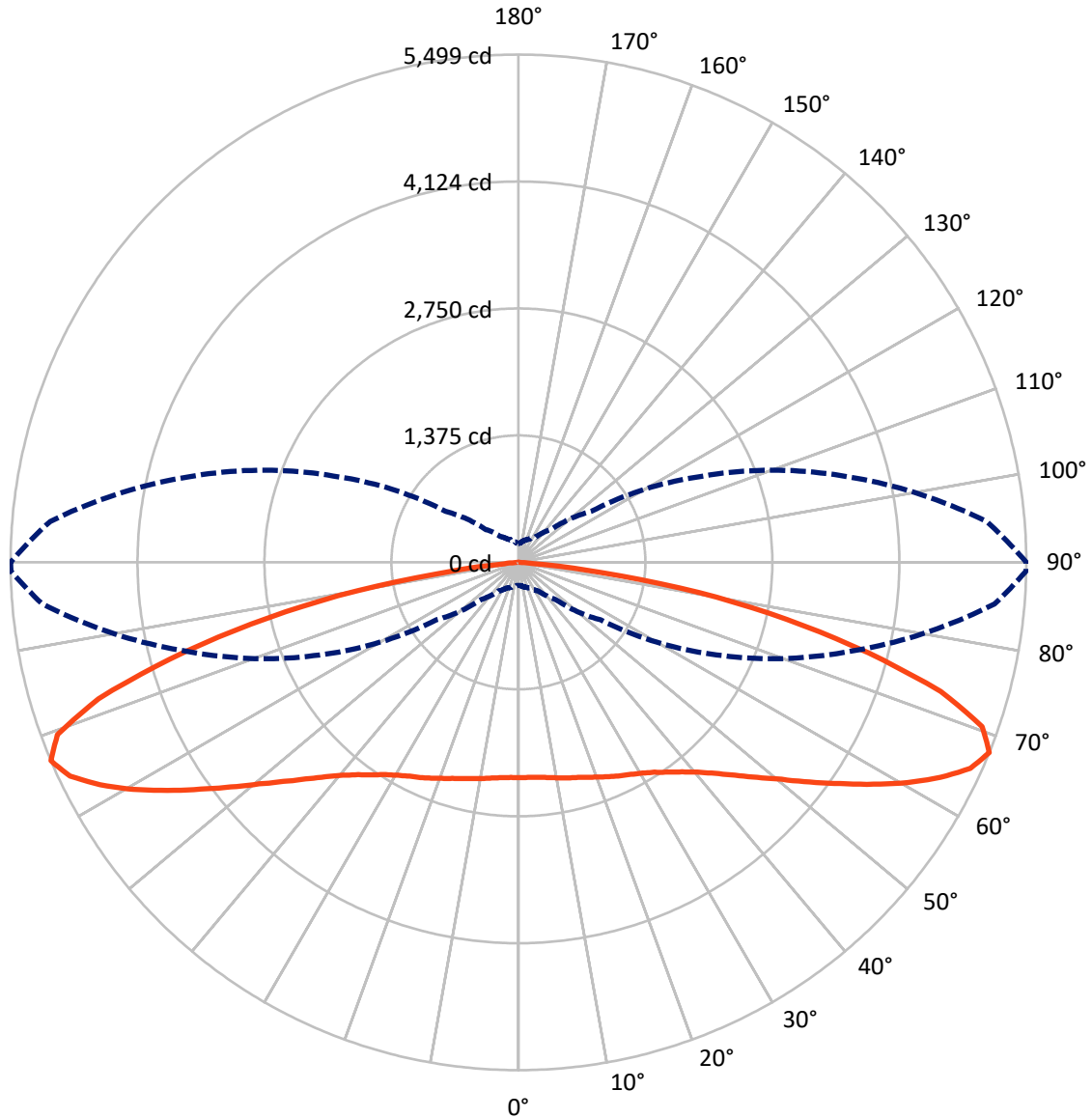
× Max cd
 - - - 1/2 Max cd



Based on 20 foot mounting height. Maximum calculated value = 5.8 fc
 Type I - Short - N/A

REPORT NUMBER: P868370
CATALOG NUMBER: EMM2-HTN-SA2A-750-U-T1

Luminous Intensity Polar Plot



— Vertical Plane Through 90-Deg Lateral - - - Horizontal Cone Through 67.5-Deg Vertical

REPORT NUMBER: P868370
 CATALOG NUMBER: EMM2-HTN-SA2A-750-U-T1

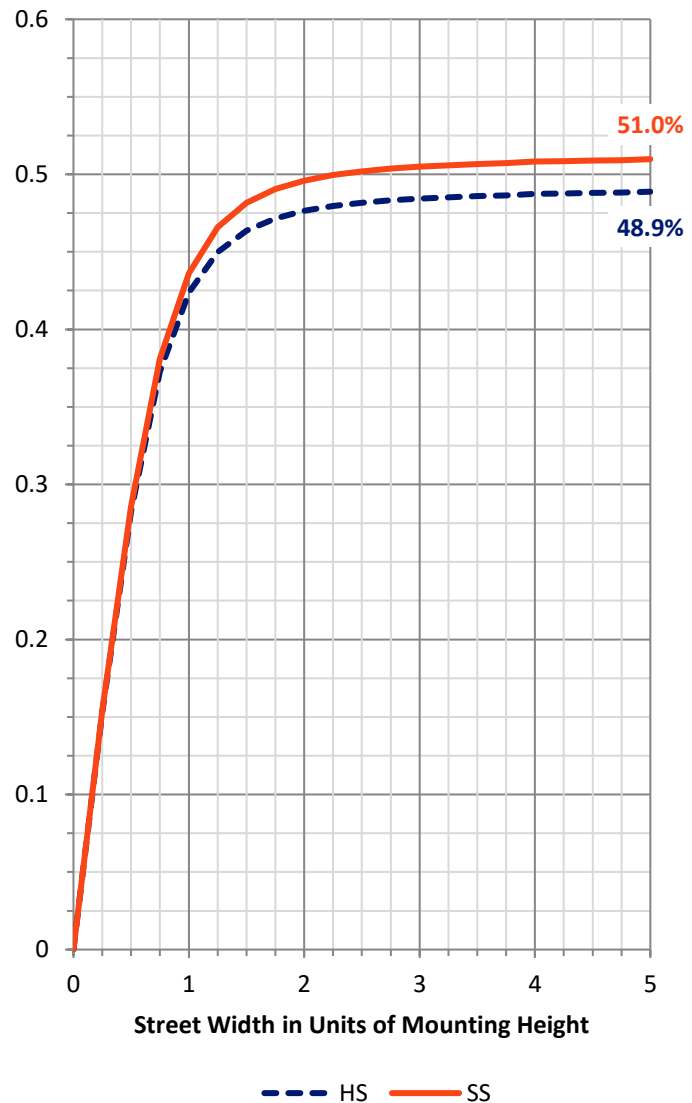
FLUX DISTRIBUTION:

		Downward	Upward	Total
House Side	Lumens	4701.4	0.0	4701.4
	% Fixture	49.1	0.0	49.1
Street Side	Lumens	4871.4	0.0	4871.4
	% Fixture	50.9	0.0	50.9
Total	Lumens	9572.7	0.0	9572.7
	% Fixture	100.0	0.0	100.0

Coefficient of Utilization

ZONAL LUMENS:

Zone	Lumens	% Fixture
0°-10°	223.5	2.3
10°-20°	671.7	7.0
20°-30°	1111.7	11.6
30°-40°	1474.1	15.4
40°-50°	1662.0	17.4
50°-60°	1703.8	17.8
60°-70°	1609.2	16.8
70°-80°	987.4	10.3
80°-90°	129.2	1.3
90°-100°	0.0	0.0
100°-110°	0.0	0.0
110°-120°	0.0	0.0
120°-130°	0.0	0.0
130°-140°	0.0	0.0
140°-150°	0.0	0.0
150°-160°	0.0	0.0
160°-170°	0.0	0.0
170°-180°	0.0	0.0
0°-90°	9572.7	100.0
0°-180°	9572.7	100.0



REPORT NUMBER: P868370

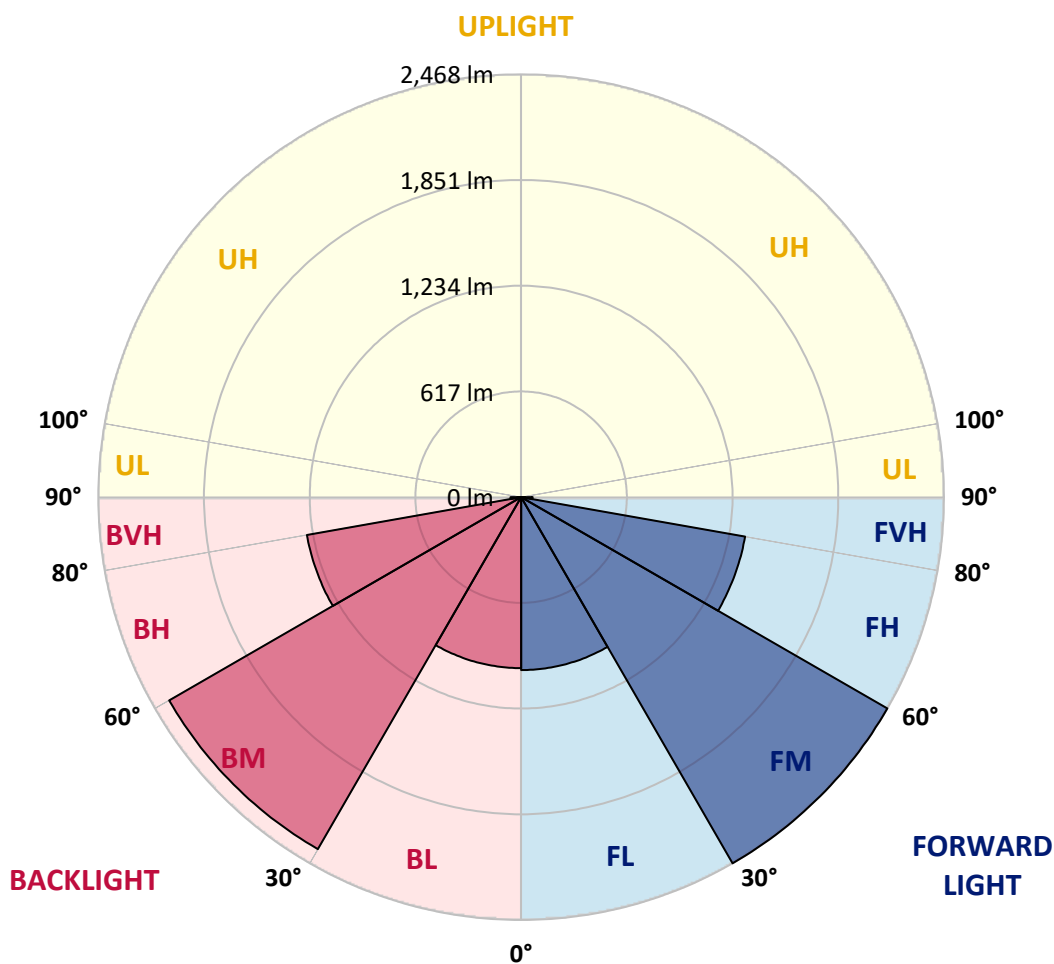
CATALOG NUMBER: EMM2-HTN-SA2A-750-U-T1

LUMINAIRE CLASSIFICATION SYSTEM LUMEN TABLE AND BUG RATING:

Zone	Lumens	% Fixture	Zone Rating/Lumen Limit		
			B	U	G
FL (0°-30°)	1009.2	10.5			
FM (30°-60°)	2467.7	25.8			
FH (60°-80°)	1327.1	13.9			G1/1800
FVH (80°-90°)	67.3	0.7			G1/100
BL (0°-30°)	997.7	10.4	B2/1000		
BM (30°-60°)	2372.2	24.8	B2/2500		
BH (60°-80°)	1269.6	13.3	B3/2500		G3/2500
BVH (80°-90°)	61.9	0.6			G1/100
UL (90°-100°)	0.0	0.0		U0/0	
UH (100°-180°)	0.0	0.0		U0/0	

BUG Rating: B3-U0-G3

Type I Short





REPORT NUMBER: P868370
 CATALOG NUMBER: EMM2-HTN-SA2A-750-U-T1

CANDELA DISTRIBUTION (FULL):

	0°	5°	15°	25°	35°	45°	55°	65°	75°	85°	89°
0°	2332.4	2332.4	2332.4	2332.4	2332.4	2332.4	2332.4	2332.4	2332.4	2332.4	2332.4
2.5°	2341.6	2341.6	2336.1	2326.9	2325.0	2326.9	2337.9	2332.4	2332.4	2334.2	2332.4
5°	2341.6	2341.6	2337.9	2328.7	2328.7	2328.7	2341.6	2336.1	2337.9	2339.7	2339.7
7.5°	2345.2	2345.2	2341.6	2334.2	2334.2	2334.2	2352.6	2348.9	2348.9	2354.4	2350.8
10°	2354.4	2350.8	2347.1	2348.9	2343.4	2352.6	2361.8	2363.6	2371.0	2374.6	2372.8
12.5°	2354.4	2350.8	2341.6	2352.6	2352.6	2365.5	2378.3	2385.7	2394.9	2394.9	2394.9
15°	2343.4	2339.7	2332.4	2350.8	2358.1	2374.6	2393.0	2404.1	2420.6	2420.6	2418.8
17.5°	2330.5	2325.0	2321.3	2348.9	2365.5	2387.5	2415.1	2429.8	2448.2	2450.0	2446.3
20°	2306.6	2304.8	2306.6	2343.4	2372.8	2404.1	2437.1	2457.4	2481.3	2488.6	2483.1
22.5°	2280.9	2280.9	2288.3	2337.9	2383.8	2426.1	2470.2	2496.0	2519.8	2527.2	2519.8
25°	2246.0	2246.0	2260.7	2319.5	2387.5	2450.0	2501.5	2536.4	2558.4	2565.8	2562.1
27.5°	2192.7	2192.7	2209.2	2282.8	2376.5	2468.4	2534.6	2575.0	2598.9	2606.2	2602.6
30°	2117.3	2113.7	2135.7	2227.6	2356.3	2488.6	2573.1	2615.4	2646.7	2652.2	2646.7
32.5°	1997.9	2003.4	2036.5	2152.3	2323.2	2501.5	2619.1	2668.7	2703.6	2714.7	2711.0
35°	1852.7	1861.9	1907.8	2056.7	2260.7	2499.6	2666.9	2727.5	2773.5	2788.2	2786.4
37.5°	1679.9	1692.8	1749.7	1924.3	2167.0	2472.1	2711.0	2793.7	2854.4	2872.7	2876.4
40°	1490.6	1503.5	1577.0	1770.0	2040.1	2407.7	2736.7	2869.1	2949.9	2986.7	2992.2
42.5°	1290.3	1312.3	1400.5	1588.0	1887.6	2304.8	2736.7	2942.6	3041.8	3109.8	3115.3
45°	1097.3	1115.6	1222.2	1406.0	1724.0	2172.5	2705.5	3016.1	3166.8	3284.4	3280.8
47.5°	930.0	935.5	1032.9	1218.6	1542.1	2021.8	2641.2	3082.3	3299.1	3455.4	3488.5
50°	757.2	770.1	852.8	1036.6	1356.4	1856.3	2532.7	3124.5	3435.2	3672.3	3714.5
52.5°	635.9	637.8	700.3	869.4	1163.4	1656.0	2402.2	3135.6	3565.6	3907.5	3959.0
55°	518.3	527.5	580.8	707.6	977.8	1459.3	2233.1	3119.0	3685.1	4135.4	4231.0
57.5°	444.8	446.6	485.2	586.3	825.2	1249.8	2045.7	3063.9	3784.4	4387.2	4508.5
60°	382.3	382.3	411.7	488.9	667.2	1045.8	1825.1	2966.5	3839.5	4657.4	4833.8
62.5°	332.7	334.5	360.2	417.2	555.1	863.8	1582.5	2813.9	3859.7	4918.4	5120.6
65°	301.4	303.3	318.0	356.6	457.7	702.1	1334.4	2628.3	3832.2	5113.2	5376.0
67.5°	250.0	251.8	277.5	306.9	380.5	564.3	1084.4	2371.0	3720.0	5173.9	5495.5
70°	191.1	196.7	231.6	262.8	316.1	450.3	832.6	2031.0	3451.7	4968.0	5298.8
72.5°	159.9	161.7	187.5	222.4	264.7	352.9	632.3	1599.0	3043.7	4436.8	4804.4
75°	139.7	141.5	156.2	187.5	220.6	283.0	439.3	1104.6	2428.0	3587.7	3924.1
77.5°	126.8	128.7	132.3	158.1	185.6	218.7	310.6	656.2	1713.0	2742.2	2918.7
80°	121.3	121.3	112.1	130.5	152.6	170.9	207.7	376.8	1099.1	1849.0	1990.5
82.5°	86.4	84.5	77.2	80.9	93.7	93.7	106.6	156.2	420.9	781.1	847.3
85°	5.5	5.5	9.2	11.0	16.5	22.1	27.6	36.8	106.6	145.2	150.7
87.5°	1.8	1.8	1.8	1.8	1.8	3.7	3.7	3.7	5.5	7.4	7.4
90°	0.0	0.0	0.0	0.0	0.0	0.0	0.0	0.0	0.0	0.0	0.0



REPORT NUMBER: P868370
 CATALOG NUMBER: EMM2-HTN-SA2A-750-U-T1

CANDELA DISTRIBUTION (continued):

	90°	95°	105°	115°	125°	135°	145°	155°	165°	175°	180°
0°	2332.4	2332.4	2332.4	2332.4	2332.4	2332.4	2332.4	2332.4	2332.4	2332.4	2332.4
2.5°	2330.5	2332.4	2332.4	2336.1	2339.7	2337.9	2336.1	2339.7	2334.2	2323.2	2321.3
5°	2337.9	2337.9	2336.1	2339.7	2343.4	2339.7	2336.1	2336.1	2332.4	2321.3	2319.5
7.5°	2352.6	2350.8	2350.8	2350.8	2350.8	2345.2	2339.7	2336.1	2330.5	2319.5	2314.0
10°	2372.8	2371.0	2369.1	2367.3	2358.1	2352.6	2343.4	2337.9	2330.5	2317.7	2314.0
12.5°	2394.9	2391.2	2387.5	2389.4	2371.0	2354.4	2345.2	2332.4	2326.9	2297.5	2291.9
15°	2416.9	2411.4	2409.6	2402.2	2383.8	2359.9	2341.6	2323.2	2304.8	2277.2	2268.0
17.5°	2446.3	2442.7	2431.6	2424.3	2398.5	2365.5	2337.9	2312.2	2288.3	2255.2	2249.7
20°	2481.3	2477.6	2466.5	2451.8	2418.8	2378.3	2339.7	2299.3	2269.9	2231.3	2222.1
22.5°	2519.8	2514.3	2505.1	2488.6	2446.3	2398.5	2345.2	2291.9	2247.8	2203.7	2198.2
25°	2560.3	2556.6	2547.4	2523.5	2477.6	2418.8	2345.2	2266.2	2211.1	2172.5	2155.9
27.5°	2598.9	2597.0	2586.0	2558.4	2510.7	2433.5	2328.7	2223.9	2150.4	2099.0	2087.9
30°	2648.5	2644.8	2632.0	2600.7	2547.4	2442.7	2295.6	2152.3	2060.4	2003.4	1986.8
32.5°	2709.2	2705.5	2687.1	2648.5	2591.5	2444.5	2247.8	2060.4	1939.1	1878.4	1858.2
35°	2790.0	2782.7	2758.8	2712.8	2633.8	2426.1	2163.3	1942.7	1793.9	1714.8	1687.3
37.5°	2878.3	2869.1	2837.8	2780.8	2663.2	2376.5	2043.8	1784.7	1615.6	1521.8	1501.6
40°	2986.7	2973.8	2926.0	2847.0	2674.2	2290.1	1909.6	1622.9	1442.8	1339.9	1316.0
42.5°	3122.7	3100.6	3023.5	2920.5	2652.2	2172.5	1749.7	1455.7	1249.8	1154.2	1148.7
45°	3286.3	3251.4	3135.6	2992.2	2604.4	2025.4	1580.6	1268.2	1071.5	977.8	953.9
47.5°	3479.3	3437.0	3266.1	3047.3	2510.7	1874.7	1398.7	1086.2	906.1	810.5	792.2
50°	3692.5	3652.0	3403.9	3078.6	2409.6	1698.3	1220.4	924.5	744.4	665.3	665.3
52.5°	3951.6	3859.7	3536.2	3082.3	2255.2	1503.5	1049.5	766.4	624.9	555.1	540.4
55°	4227.3	4118.9	3655.7	3049.2	2095.3	1325.2	865.7	637.8	512.8	463.2	450.3
57.5°	4534.3	4368.8	3742.1	2983.0	1893.1	1130.3	722.3	525.7	431.9	391.5	386.0
60°	4843.0	4629.8	3793.6	2870.9	1678.1	950.2	601.0	439.3	371.3	341.9	336.3
62.5°	5129.8	4843.0	3797.2	2707.3	1468.5	792.2	492.6	378.6	329.0	306.9	306.9
65°	5377.9	5021.3	3734.7	2497.8	1202.0	635.9	406.2	319.8	286.7	262.8	257.3
67.5°	5499.2	5089.3	3624.5	2211.1	963.1	503.6	341.9	277.5	246.3	209.5	205.9
70°	5328.3	4892.7	3341.4	1843.5	744.4	400.7	284.9	237.1	205.9	174.6	170.9
72.5°	4782.4	4368.8	2883.8	1428.1	560.6	323.5	237.1	202.2	169.1	152.6	148.9
75°	3913.0	3633.7	2279.1	983.3	391.5	253.6	198.5	170.9	143.4	136.0	134.2
77.5°	2970.1	2701.8	1665.2	615.7	268.3	198.5	169.1	145.2	125.0	130.5	126.8
80°	1983.2	1860.0	1106.5	349.2	180.1	145.2	128.7	106.6	95.6	110.3	106.6
82.5°	900.6	852.8	520.1	152.6	80.9	62.5	44.1	33.1	25.7	23.9	27.6
85°	150.7	132.3	36.8	16.5	9.2	5.5	3.7	3.7	1.8	1.8	1.8
87.5°	7.4	5.5	5.5	3.7	1.8	1.8	1.8	1.8	1.8	0.0	0.0
90°	0.0	0.0	0.0	0.0	0.0	0.0	0.0	0.0	0.0	0.0	0.0

LM-79-2019: Approved Method: Electrical and Photometric Measurements of Solid-
State Lighting Products

Report Prepared for

Cooper Lighting Solutions

Streetworks

Report Number: SP1-2407-157-6

Test Date: 08/07/2024

Luminaire Tested: MEM2-HTN-SA-40-750-U-5WQ-2

Data in this report applies to families of products including MEM2-HTN-SA-40-750-U-5WQ-2

Test Information

Test Method: LM-79-2019
 Report Number: SP1-2407-157-6
 Test Lab: COOPER LIGHTING SOLUTIONS
 Photometer: SP1 - 76IN SPHERE
 Measurement Geometry: 4π
 Issue Date: 08/20/2024
 Manufacturer: COOPER LIGHTING SOLUTIONS
 Product Line: Streetworks
 Catalog Number: **MEM2-HTN-SA-40-750-U-5WQ-2**
 Description: Epic Modern Light Square 40W 5WQ Optic and Flare Trim

Spectral Parameters

CCT (K): 5094
 CIE u': 0.2082
 CIE v': 0.4867
 Duv: 0.0032
 CIE x: 0.3430
 CIE y: 0.3564
 CIE z: 0.3006
 Peak Wavelength (nm): 451
 Dominant Wavelength (nm): 568
 Purity: 9.86439
 Rf: 73.7
 Rg: 93

CRI (Ra):	72.0		
R1:	68.6	R9:	-39.6
R2:	78.1	R10:	47.6
R3:	84.6	R11:	68.2
R4:	71.6	R12:	41.4
R5:	69.6	R13:	70.4
R6:	69.4	R14:	91.4
R7:	80.9	R15:	61.4
R8:	53.1		



Test Conditions

Stabilization Time: 20M
 Operation Time: 1H 20M
 Sphere Temperature (°C): 24.2

REPORT NUMBER: SP1-2407-157-6

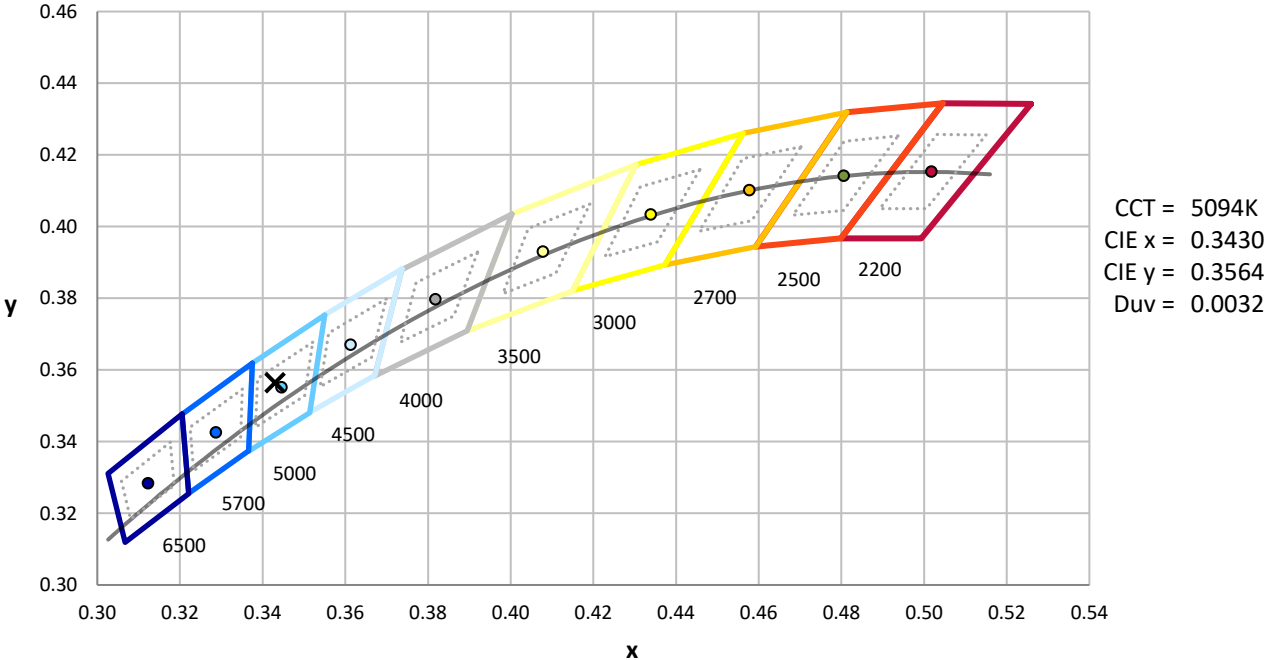
Measurement and Test Equipment			
Instrument	Identification Number	Calibration Date	Calibration Due Date
Photometer	IN0058	6/18/2024	12/18/2024
Power Meter	INXT2011004	2/8/2024	2/8/2025
AC Power Source	IN0063	10/24/2023	10/24/2024
DC Power Source	IN0208	10/24/2023	10/24/2024
Sphere Thermometer	IN0085	10/24/2023	10/24/2024
Room Thermometer	IN0046	10/24/2023	10/24/2024

REPORT NUMBER: SP1-2407-157-6

CIE 1931 Chromaticity Diagram



CIE 1931 Chromaticity Diagram with 2017 ANSI 7-Step and 4-Step Quadrangles



Point lies inside the ANSI 5000K 4-step quadrangle

REPORT NUMBER: SP1-2407-157-6

Photopic Flux vs. Wavelength



Photopic Lumens: NR

λ (nm)	Power W [^] /nm	Lumens (φ/nm)	λ (nm)	Power W [^] /nm	Lumens (φ/nm)	λ (nm)	Power W [^] /nm	Lumens (φ/nm)	λ (nm)	Power W [^] /nm	Lumens (φ/nm)	λ (nm)	Power W [^] /nm	Lumens (φ/nm)
360	0	NR	490	114	NR	620	361	NR	750	9	NR	880	0	NR
365	0	NR	495	145	NR	625	326	NR	755	8	NR	885	0	NR
370	0	NR	500	197	NR	630	294	NR	760	7	NR	890	0	NR
375	0	NR	505	259	NR	635	261	NR	765	6	NR	895	0	NR
380	0	NR	510	319	NR	640	232	NR	770	5	NR	900	0	NR
385	0	NR	515	373	NR	645	204	NR	775	4	NR	905	0	NR
390	0	NR	520	414	NR	650	179	NR	780	4	NR	910	0	NR
395	1	NR	525	445	NR	655	157	NR	785	3	NR	915	0	NR
400	3	NR	530	465	NR	660	136	NR	790	3	NR	920	0	NR
405	5	NR	535	482	NR	665	118	NR	795	2	NR	925	0	NR
410	9	NR	540	493	NR	670	102	NR	800	2	NR	930	0	NR
415	18	NR	545	505	NR	675	87	NR	805	2	NR	935	0	NR
420	36	NR	550	515	NR	680	75	NR	810	2	NR	940	0	NR
425	72	NR	555	527	NR	685	65	NR	815	1	NR	945	0	NR
430	134	NR	560	540	NR	690	56	NR	820	1	NR	950	0	NR
435	242	NR	565	550	NR	695	48	NR	825	1	NR	955	0	NR
440	407	NR	570	557	NR	700	41	NR	830	1	NR	960	0	NR
445	684	NR	575	561	NR	705	35	NR	835	1	NR	965	0	NR
450	988	NR	580	559	NR	710	30	NR	840	1	NR	970	0	NR
455	828	NR	585	551	NR	715	26	NR	845	1	NR	975	0	NR
460	473	NR	590	537	NR	720	22	NR	850	1	NR	980	0	NR
465	333	NR	595	516	NR	725	19	NR	855	0	NR	985	0	NR
470	232	NR	600	491	NR	730	16	NR	860	0	NR	990	0	NR
475	146	NR	605	461	NR	735	14	NR	865	0	NR	995	0	NR
480	113	NR	610	429	NR	740	12	NR	870	0	NR	1000	0	NR
485	106	NR	615	395	NR	745	10	NR	875	0	NR			

REPORT NUMBER: SP1-2407-157-6

Scotopic Flux vs. Wavelength



Scotopic Lumens: NR

S/P: 1.81

λ (nm)	Power W [^] /nm	Lumens (φ/nm)	λ (nm)	Power W [^] /nm	Lumens (φ/nm)	λ (nm)	Power W [^] /nm	Lumens (φ/nm)	λ (nm)	Power W [^] /nm	Lumens (φ/nm)	λ (nm)	Power W [^] /nm	Lumens (φ/nm)
360	0	NR	490	114	NR	620	361	NR	750	9	NR	880	0	NR
365	0	NR	495	145	NR	625	326	NR	755	8	NR	885	0	NR
370	0	NR	500	197	NR	630	294	NR	760	7	NR	890	0	NR
375	0	NR	505	259	NR	635	261	NR	765	6	NR	895	0	NR
380	0	NR	510	319	NR	640	232	NR	770	5	NR	900	0	NR
385	0	NR	515	373	NR	645	204	NR	775	4	NR	905	0	NR
390	0	NR	520	414	NR	650	179	NR	780	4	NR	910	0	NR
395	1	NR	525	445	NR	655	157	NR	785	3	NR	915	0	NR
400	3	NR	530	465	NR	660	136	NR	790	3	NR	920	0	NR
405	5	NR	535	482	NR	665	118	NR	795	2	NR	925	0	NR
410	9	NR	540	493	NR	670	102	NR	800	2	NR	930	0	NR
415	18	NR	545	505	NR	675	87	NR	805	2	NR	935	0	NR
420	36	NR	550	515	NR	680	75	NR	810	2	NR	940	0	NR
425	72	NR	555	527	NR	685	65	NR	815	1	NR	945	0	NR
430	134	NR	560	540	NR	690	56	NR	820	1	NR	950	0	NR
435	242	NR	565	550	NR	695	48	NR	825	1	NR	955	0	NR
440	407	NR	570	557	NR	700	41	NR	830	1	NR	960	0	NR
445	684	NR	575	561	NR	705	35	NR	835	1	NR	965	0	NR
450	988	NR	580	559	NR	710	30	NR	840	1	NR	970	0	NR
455	828	NR	585	551	NR	715	26	NR	845	1	NR	975	0	NR
460	473	NR	590	537	NR	720	22	NR	850	1	NR	980	0	NR
465	333	NR	595	516	NR	725	19	NR	855	0	NR	985	0	NR
470	232	NR	600	491	NR	730	16	NR	860	0	NR	990	0	NR
475	146	NR	605	461	NR	735	14	NR	865	0	NR	995	0	NR
480	113	NR	610	429	NR	740	12	NR	870	0	NR	1000	0	NR
485	106	NR	615	395	NR	745	10	NR	875	0	NR			

REPORT NUMBER: SP1-2407-157-6

Melanopic Flux vs. Wavelength



Melanopic Lumens: NR

M/P: 3.73

λ (nm)	Power W [^] /nm	Lumens (φ/nm)	λ (nm)	Power W [^] /nm	Lumens (φ/nm)	λ (nm)	Power W [^] /nm	Lumens (φ/nm)	λ (nm)	Power W [^] /nm	Lumens (φ/nm)	λ (nm)	Power W [^] /nm	Lumens (φ/nm)
360	0	NR	490	114	NR	620	361	NR	750	9	NR	880	0	NR
365	0	NR	495	145	NR	625	326	NR	755	8	NR	885	0	NR
370	0	NR	500	197	NR	630	294	NR	760	7	NR	890	0	NR
375	0	NR	505	259	NR	635	261	NR	765	6	NR	895	0	NR
380	0	NR	510	319	NR	640	232	NR	770	5	NR	900	0	NR
385	0	NR	515	373	NR	645	204	NR	775	4	NR	905	0	NR
390	0	NR	520	414	NR	650	179	NR	780	4	NR	910	0	NR
395	1	NR	525	445	NR	655	157	NR	785	3	NR	915	0	NR
400	3	NR	530	465	NR	660	136	NR	790	3	NR	920	0	NR
405	5	NR	535	482	NR	665	118	NR	795	2	NR	925	0	NR
410	9	NR	540	493	NR	670	102	NR	800	2	NR	930	0	NR
415	18	NR	545	505	NR	675	87	NR	805	2	NR	935	0	NR
420	36	NR	550	515	NR	680	75	NR	810	2	NR	940	0	NR
425	72	NR	555	527	NR	685	65	NR	815	1	NR	945	0	NR
430	134	NR	560	540	NR	690	56	NR	820	1	NR	950	0	NR
435	242	NR	565	550	NR	695	48	NR	825	1	NR	955	0	NR
440	407	NR	570	557	NR	700	41	NR	830	1	NR	960	0	NR
445	684	NR	575	561	NR	705	35	NR	835	1	NR	965	0	NR
450	988	NR	580	559	NR	710	30	NR	840	1	NR	970	0	NR
455	828	NR	585	551	NR	715	26	NR	845	1	NR	975	0	NR
460	473	NR	590	537	NR	720	22	NR	850	1	NR	980	0	NR
465	333	NR	595	516	NR	725	19	NR	855	0	NR	985	0	NR
470	232	NR	600	491	NR	730	16	NR	860	0	NR	990	0	NR
475	146	NR	605	461	NR	735	14	NR	865	0	NR	995	0	NR
480	113	NR	610	429	NR	740	12	NR	870	0	NR	1000	0	NR
485	106	NR	615	395	NR	745	10	NR	875	0	NR			

Summary

$R_f = 73.7$
 $R_g = 93$
 $CIE R_a = 72.0$
 $R_9 = -39.6$



Color Vector Graphics



Individual Sample Fidelity Index ($R_{f,i}$)

CES01 = 85	CES26 = 62	CES51 = 90	CES76 = 50
CES02 = 59	CES27 = 88	CES52 = 89	CES77 = 67
CES03 = 30	CES28 = 80	CES53 = 79	CES78 = 53
CES04 = 69	CES29 = 69	CES54 = 84	CES79 = 80
CES05 = 46	CES30 = 88	CES55 = 83	CES80 = 77
CES06 = 50	CES31 = 72	CES56 = 74	CES81 = 78
CES07 = 38	CES32 = 62	CES57 = 73	CES82 = 90
CES08 = 38	CES33 = 82	CES58 = 73	CES83 = 90
CES09 = 29	CES34 = 69	CES59 = 86	CES84 = 85
CES10 = 72	CES35 = 83	CES60 = 88	CES85 = 77
CES11 = 56	CES36 = 87	CES61 = 82	CES86 = 75
CES12 = 61	CES37 = 78	CES62 = 81	CES87 = 76
CES13 = 41	CES38 = 98	CES63 = 73	CES88 = 81
CES14 = 74	CES39 = 96	CES64 = 63	CES89 = 72
CES15 = 70	CES40 = 91	CES65 = 60	CES90 = 80
CES16 = 46	CES41 = 96	CES66 = 56	CES91 = 71
CES17 = 49	CES42 = 79	CES67 = 53	CES92 = 58
CES18 = 55	CES43 = 78	CES68 = 63	CES93 = 74
CES19 = 71	CES44 = 99	CES69 = 72	CES94 = 52
CES20 = 63	CES45 = 86	CES70 = 55	CES95 = 64
CES21 = 85	CES46 = 85	CES71 = 46	CES96 = 76
CES22 = 77	CES47 = 89	CES72 = 82	CES97 = 86
CES23 = 91	CES48 = 80	CES73 = 45	CES98 = 76
CES24 = 90	CES49 = 83	CES74 = 90	CES99 = 62
CES25 = 71	CES50 = 89	CES75 = 48	



Color Rendition by Hue-Angle Bin



Measure Comparisons



(END OF REPORT)